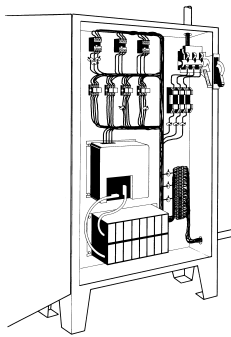


# Process Alarm Switch

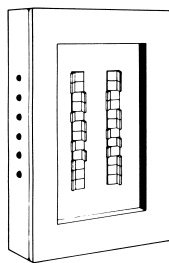
## CR3595 Series



Process Alarm Switch



Load Center



Control Panel

The **CR3595** Series, Process Alarm Switch provides an effective method for signaling alarm status. The Process Alarm Switch can be fed by any 0-5Vdc, 0-10Vdc or 4-20mA process control loop. When the control loop signal exceeds the set point the board LED illuminates and the relay becomes energized.

### Applications

Process Control Systems  
Reporting of Alarm Conditions  
Monitor Heater Status  
Monitor Motor Operation

### Features

35mm DIN Rail or Panel Mountable  
Red LED for Active Heartbeat  
Green LED for Alarm Status  
Adjustable Dial for Setting Trip Point  
Super Bright Red LED Indicator for Alarm Status  
Fully Isolated Input from Power Supply and Output  
Connection Drawing Printed on Case

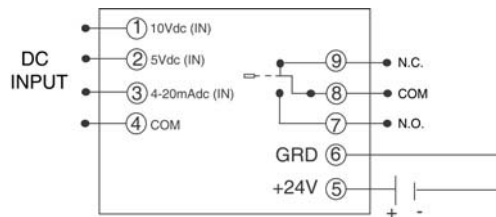
### Specifications

+24 VDC +/-10% Power Supply  
Supply Current: 30mA Max.  
Form C Relay, 8A @ 250 VAC,  
10A @ 125 VAC,  
5A @ 30 VDC  
Input: 0-5Vdc, 0-10Vdc, 4-20mAdc  
Operating Temperature: 0 to 50°C  
Weight 0.25 LBS

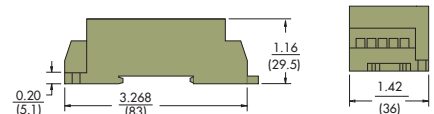
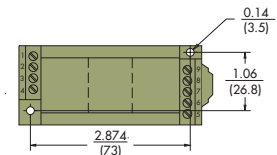
### Regulatory Agencies



### CONNECTION DRAWING



### MECHANICAL



### ORDER INFORMATION

Part Number	Input Range
CR3595	0-5, 0-10, 4-20



3500 Scarlet Oak Blvd. St. Louis MO USA 63122 V: 636-343-8518 F: 636-343-5119

Web: <http://www.crmagnetics.com>

68

E-mail: [sales@crmagnetics.com](mailto:sales@crmagnetics.com)

